

# QSO Office Booth (M)

Technical information



## Other documents available for this product

Technical information for Slyde Booth S, L, XL  
Ordering guidelines for Slyde Booth  
User manual for Slyde Booth  
Troubleshooting manual for Slyde Booth  
Technical guide for Slyde Booth

---

## Warranty

See Warranty statement



# Technical information

## External Walls

### Options

- Upholstered with fabric (1)
- Melamine (2)
- Upholstered with fabric. Rear wall with glass (3)
- Melamine. Rear wall with glass (4)

### 5 panels upholstered with fabric

- Welded frame is made of metal tube 1.57" x 0.78";
- Angular brackets are made of 1.57" x 1.57" metal tubes;
- Powder coated metal;
- Plastic feet with height levelling (+1.18");
- 0.47" MFC (melamine);
- Covered with 0.12" foam;
- Upholstered with fabric.

### 1 solid panel from melamine

- Welded frame is made of metal tube 1.57" x 0.78";
- Angular brackets are made of 1.57" x 1.57" metal tubes;
- Powder coated metal;
- Plastic feet with height levelling (+1.18");
- 0.63" MFC (melamine) with 0.04" ABS edging.


### Walls with glass panes

- Welded frame is made of metal tube 1.57" x 0.78";
- Powder coated metal;
- Inside gasket is made of 0.47" MFC (melamine) with 1 mm ABS edging;
- Front sides and top of the metal frame are covered with 0.63" MFC (melamine) with 0.04" ABS edging;
- 0.31" TSG (tempered safety glass), clear.


1




2



3



4



## Internal acoustic walls (1)

Panels upholstered with fabric

- Frame is made of 1.57" x 0.78" metal tube;
- Powder coated metal;
- 0.47" MFC (melamine);
- 1.57" of acoustic foam;
- Upholstered with fabric.

## Internal front walls

Options

- Upholstered with fabric (2)
- Melamine panel (3)
- If you order external walls with glass panes, you do not need to choose internal front walls

Melamine panel

- Frame is made of 1.57" x 0.78" metal tube;
- Powder coated metal;
- 0.63" MFC (melamine) with 0.04" ABS edging.

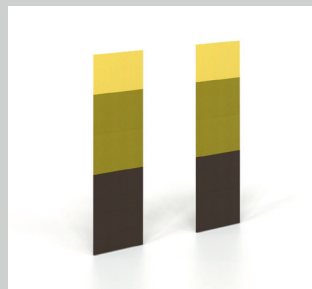
Panels upholstered with fabric

- Frame is made of 1.57" x 0.78" metal tube;
- Powder coated metal;
- 0.47" MFC (melamine);
- Covered with 0.12" foam;
- Upholstered with fabric.

1



2



3



## Internal front central wall

### Options

- Internal front central wall with electronic control system (1)
- Internal front central wall with low table, VESA mount and electronic control system (2)
- Internal front central wall with high table, VESA mount and electronic control system (3)

### Wall with control unit

- Top front panel is made of 0.63" MFC with 0.04" ABS edging;
- Bottom front panel with hinges is made of 0.63" MFC with 0.04" ABS edging;
- Sides and internal construction parts are made of 0.63" MFC with 0.02" ABS edging;
- Ventilation and lighting dimming knobs are made of PA 2200 (Nylon);
- Cable guides are located on both sides of the wall (only for units without tables).

### Table

- 28.35" or 41.33" tabletop height option;
- Tabletop is made of 0.63" MFC (melamine) with 0.04" ABS edging;
- Box for wires (5.31" x 5.91" x 3.94") underneath the table top is made of 1 mm powder coated metal sheet;
- Table frame is made of 1.57" x 0.78" metal tube;
- Top of the leg is made of 2.76" x 0.79" metal tube;
- Leg base is made of 1.57" x 1.57" metal tube;
- Powder coated metal;
- Feet with height levelling (+0.39").


### Control box (3)

- Input (GST18i3 male): 100-240 V;
- Output (GST18i3 female): 100-240 V;
- Frequency: 50/60 Hz;
- Power cable: EU, UK, FR, CH, US – GST18i3 female, 3 m;
- Power output cable length: 0,5 m - GST18i3 male - GST18i3 female;
- Power consumption – max. 229W, standby 4,5W.

### Screen bracket

- Screen bracket base is made from 2.76" x 0.79" powder coated metal tube;
- VESA plate (4.72" x 4.72") is made of 0.08" metal sheet;
- VESA standards – 2.95" x 2.95", 3.93" x 3.93" mm and recommended weight is up to 10 kg;
- Recommended screen size is up to 27";
- VESA plate can be fixed to the holder in 3 different heights;
- Bolts for flat screen assembly are not included.


1



2



3



4



## Ceiling (1)

### Composition

- Double layered ceilings are made of 0.47" top and 0.63" bottom MFC (melamine) panels with 0.04" ABS edging;
- Frame is made of 1.97" x 0.78" metal tube;
- PIR sensor mounted in to central ceiling segment;
- Fan grills are made of 0.04" metal sheet;
- Powder coated metal;
- Air supply duct inside glued with acoustic foam;
- $\varnothing 2.36$ " cable grommet for optional power supply from ceiling.

## Glass facade with doors (2)

### Doors

- Left-handed or right-handed option;
- Metal door frame is made of 1.57" x 1.57" tube and 1.57"x 0.31" steel rod;
- Powder coated metal;
- Aluminium profiles with PVC sealing fixed to internal sides and top and bottom of door frame;
- Top of the metal frame is covered with 16 mm MFC (melamine) with 0.04" ABS edging;
- 0.31" TSG (tempered safety glass), clear;
- Clear width of a door opening - 29.53".

### Lighting

- 3x LED modules (8,92W) colour temperature approx. 3000 K dimmable;
- 3x LED housing (asymmetrical) made of aluminium;
- Replacement for LED modules can only be purchased from the manufacturer.


### Ventilation

- 4x air supply fans are located in central segment of the ceilings;
- 4x air exhaust slots are located in central segment of the ceilings for natural ventilation;
- Maximum airflow approx. 400 m<sup>3</sup>/h.

### Glass facade

- Metal door frame is made of 1.57" x 1.57" tube;
- Powder coated metal;
- Inside gasket is made of 0.47" MFC (melamine) with 0.04" ABS edging;
- Front sides and top of the metal frame are covered with 0.63" MFC (melamine) with 1 mm ABS edging;
- 0.31" TSG (tempered safety glass), clear.

1



2



### Floors (optional) (1)

- Metal floor frame is made of 1.57" x 1.57" and 1.57" x 0.78" tube;
- Powder coated metal;
- Floor panels are made of 0.98" MFC with 0.02' ABS edging;
- Floor carpet thickness 0.12", made of PA6 (40%) and PP (60%);
- Skirting boards made of 0.63" MFC with 1 mm ABS edging;
- Plastic feet with height levelling (+1.18").
- Note that the floor adds approximately 2.76" to the overall height.

### Carpet (optional) (2)

- Carpet thickness 0.26", made of 100% polyamide, antistatic;
- It is highly recommended to use the carpet when placing the SILENT ROOM on the hard flooring.
- If you are planning to place the SILENT ROOM on your carpet, you do not need to order the additional carpet.
- Uneven floor can be the cause of sound insulation problems.

1



2



# Electrical specification

## Power socket (ARU704)

- 1 AC power socket 100-240 V;
- Integrated USB fast charger (USB Type A+C, max 5A);
- 1 cable guide for multimedia cable;
- Mounting in  $\varnothing$ 3.15" cut-out;
- Dimensions:  $\varnothing$ 3.54"x 2.60";
- Power socket standards: EU, FR, UK, CH, US;
- Cable length: 31.50"

## Power socket (ARU703)

- 1 AC power socket 100-240 V;
- Dimensions: 90x66 mm;
- Mounting in  $\varnothing$ 3.15" cut-out;
- Power socket standards: EU, FR, UK, CH, US;
- Cable length: 31.50" .

## Power socket block set for media (ZZZ336)

- 3 AC power sockets 100-240 V;
- Dimensions: 10.24" x 2.36" x 1.77";
- Adaptor block GST18i3 T-type - 1x male, 2x female;
- Power socket standards: EU, FR, UK, CH, US;
- Extension cable length: 0.02" - GST18i3 male -GST18i3 female.

ARU704



ARU703



ZZZ336





#### Power unit for media wall (ZZZ340)

- 3 AC power sockets 100-240 V;
- Dimensions: 10.23"x2.36"x1.77";
- Metal frame 12.48"x4.68"x1.57", made from 0.08" metal sheet;
- Powder coated metal;
- Mounting in 11.81"x4.33" cut-out;
- Power socket standards: EU, FR, UK, CH, US;
- Extension cable length: 1 m - GST18i3 male - GST18i3 female.

#### Power unit for media wall (ZZZ341)

- 2 AC power sockets 100-240 V;
- 1 LAN outlet (CAT6 RJ45) with 2 m flylead;
- Dimensions: 10.23"x2.36"x1.77";
- Metal frame 12.48"x4.68"x1.57", made from 2 mm metal sheet;
- Powder coated metal;
- Mounting in 11.81"x4.33" cut-out;
- Power socket standards: EU, FR, UK, CH, US;
- Extension cable length: 1 m - GST18i3 male - GST18i3 female.

#### Power unit for media wall (ZZZ342)

- 2 AC power sockets 100-240 V;
- 1 Integrated USB fast charger (Type A+C, max 5A);
- Dimensions: 10.23"x2.36"x1.77";
- Metal frame 12.48"x4.68"x1.57", made from 0.08" metal sheet;
- Powder coated metal;
- Mounting in 11.81"x4.33" cut-out;
- Power socket standards: EU, FR, UK, CH, US;
- Extension cable length: 1 m - GST18i3 male - GST18i3 female

#### Power unit for media wall (ZZZ343)

- 1 AC power sockets 100-240 V;
- 1 Integrated USB fast charger (Type A+C, max 5A);
- 1 LAN outlet (CAT6 RJ45) with 2 m flylead;
- Dimensions: 10.23"x2.36"x1.77";
- Metal frame 12.48"x4.68"x1.57", made from 2 mm metal sheet;
- Powder coated metal;
- Mounting in 11.81"x4.33" cut-out;
- Power socket standards: EU, FR, UK, CH, US;
- Extension cable length: 1 m - GST18i3 male - GST18i3 female.

ZZZ340



ZZZ341



ZZZ342



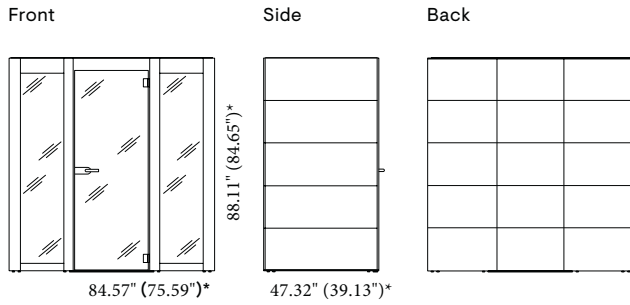
ZZZ343



# Range

## Fabric + fabric back version

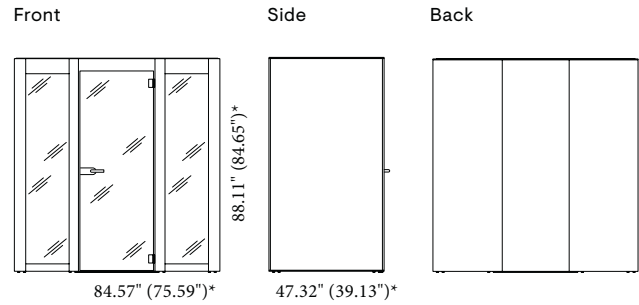
Product weight: 1,009.7 Lbs



Total height with floor: 90.79"

## Melamine + melamine back version

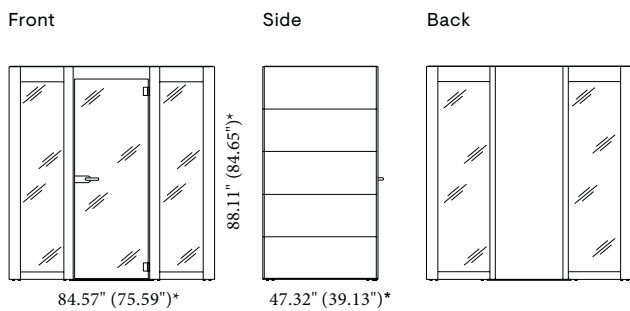
Product weight: 1,040.58 Lbs



Total height with floor: 90.79"

## Fabric + glass back version

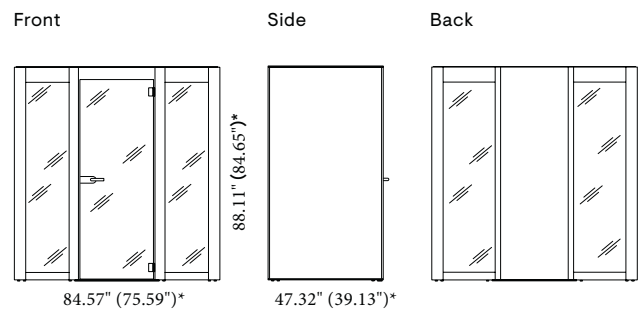
Product weight: 988 Lbs



Total height with floor: 90.79"

## Melamine + glass back version

Product weight: 1,000.9 Lbs



Total height with floor: 90.79"

\* External dimension (internal dimension)

!

Recommended height of the space for SILENT ROOM installation –  $\geq 94.49''$  (without floor).

Recommended height of the space for SILENT ROOM installation –  $\geq 97.24''$  (with floor).

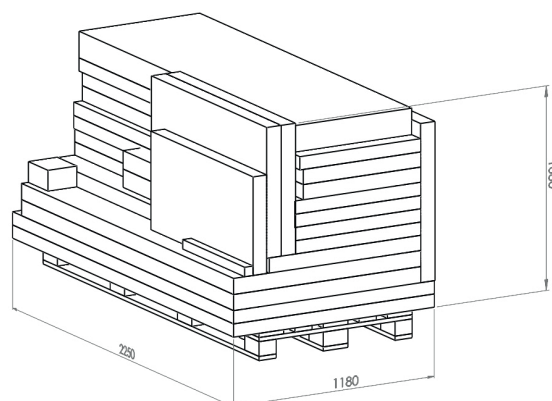
## Additional information

### Shipping dimensions

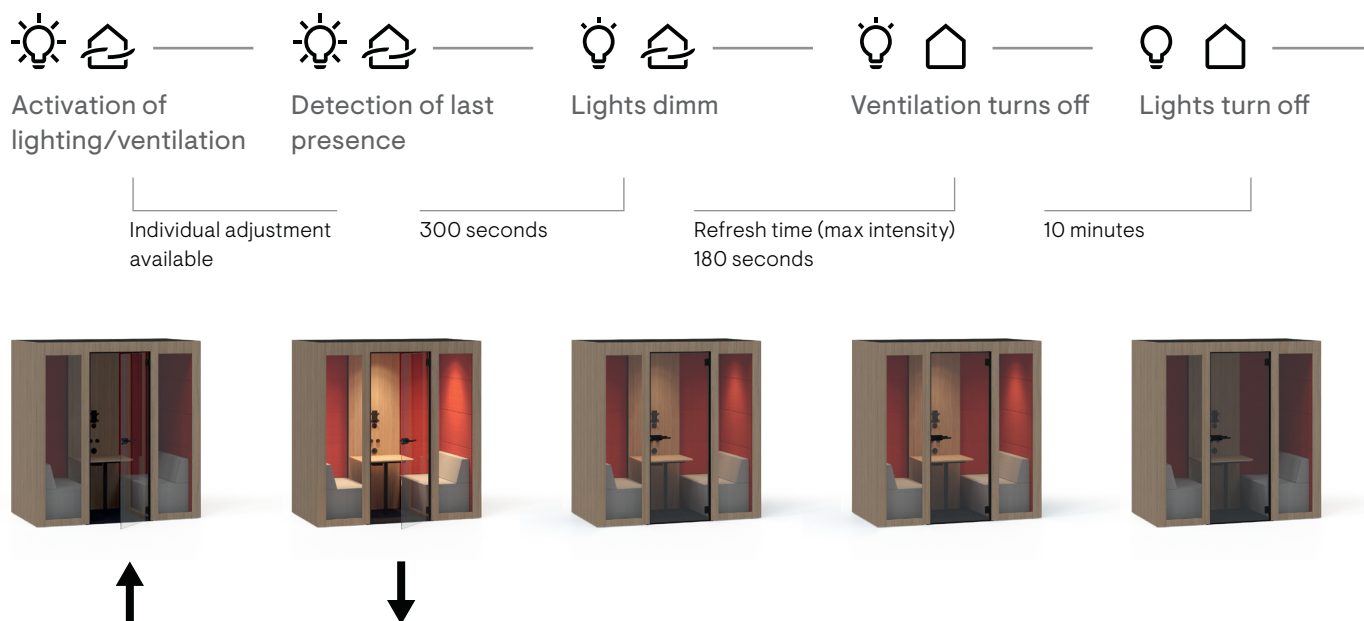
WxDxH: 88.58" x 46.46" x 42.52"

(Accessories and poufs are not included)

Height of shipping dimensions will be slightly smaller for SILENT ROOM with external rear wall with glass panes.



### Automatic operation



Information about available accessories for this range can be found in our product pricelists.